

# ELR H3-SC-230AC/500AC-9

Order No.: 2900531


Illustration shows the 24 V design



<http://eshop.phoenixcontact.de/phoenix/treeViewClick.do?UID=2900531>

Hybrid "1 in 1" motor starter for starting 3~ AC motors with up to 550 V AC, with 230 V AC input, 9 A output current.



Commercial data	
GTIN (EAN)	 4 046356 525985
sales group	G411
Pack	1 pcs.
Customs tariff	85364900
Catalog page information	Page 235 (NTK-2010)

### Product notes

WEEE/RoHS-compliant since:  
03/01/2010



<http://www.download.phoenixcontact.com>  
Please note that the data given here has been taken from the online catalog. For comprehensive information and data, please refer to the user documentation. The General Terms and Conditions of Use apply to Internet downloads.

### Technical data

#### Input data

Mains frequency	40 Hz
	100 Hz
Rated control supply voltage $U_s$	230 V AC

Rated control supply voltage range with reference to $U_s$	0.4 ... 1.1
Rated control supply current $I_s$	4 mA
Rated actuating voltage $U_c$	230 V AC
Rated actuating voltage range with reference to $U_c$	0.4 ... 1.1
Rated actuating current $I_c$	7 mA
Switching threshold "0" signal, voltage	44 V AC
Switching threshold "1" signal voltage	85 V AC
Protective circuit	Surge protection
Typical response time	< 35 ms
Typical turn-off time	< 80 ms
Operating voltage display	Green LED
Status display	Yellow LED
Indication	Red LED

#### Output data, load relay

Output name	AC output
Nominal output voltage	500 V AC
Nominal output voltage range	42 V AC ... 550 V AC
Load current	max. 9 A (see derating curve)
Leakage current	0 mA
Residual voltage	< 0.5 V
Surge current	100 A (t = 10 ms)
Type of protection	Surge protection

#### Connection data

Connection method	Screw connection
Conductor cross section solid min.	0.14 mm <sup>2</sup>
Conductor cross section solid max.	2.5 mm <sup>2</sup>
Conductor cross section stranded min.	0.14 mm <sup>2</sup>
Conductor cross section stranded max.	2.5 mm <sup>2</sup>
Conductor cross section AWG/kcmil min.	26
Conductor cross section AWG/kcmil max	12

#### General data

Width	22.5 mm
-------	---------

Height	99 mm
Depth	114.5 mm
Test voltage input/output	4 kV <sub>rms</sub>
Ambient temperature (operation)	-25 °C ... 70 °C
Ambient temperature (storage/transport)	-25 °C ... 70 °C
Mounting position	Vertical (horizontal DIN rail)
Assembly instructions	Can be aligned with spacing = 20 mm
Operating mode	100% operating factor
Degree of protection	IP20
Name	Standards/regulations
Standards/regulations	DIN EN 50178 EN 60947
Name	Air and creepage distances between the power circuits
Standards/regulations	DIN EN 50178
Rated surge voltage / insulation	4 kV/safe isolation
Rated insulation voltage	500 V
Pollution degree	2
Surge voltage category	III

### Certificates / Approvals

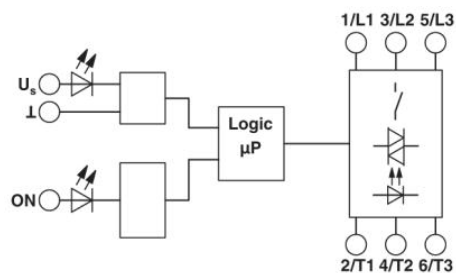


Certification

CB, CUL Listed, UL Listed

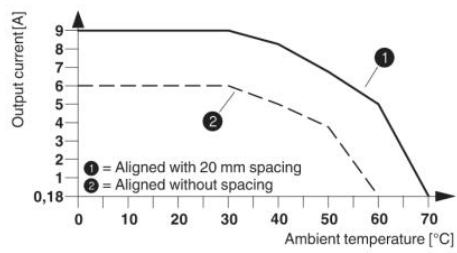
### Diagrams/Drawings

Block diagram



Diagram

---



Derating curve for ELR H5-SC-230AC/500AC-9  
100% operating time

**Address**

PHOENIX CONTACT Inc., USA  
586 Fulling Mill Road  
Middletown, PA 17057, USA  
Phone (800) 888-7388  
Fax (717) 944-1625  
<http://www.phoenixcon.com>



© 2011 Phoenix Contact  
Technical modifications reserved;